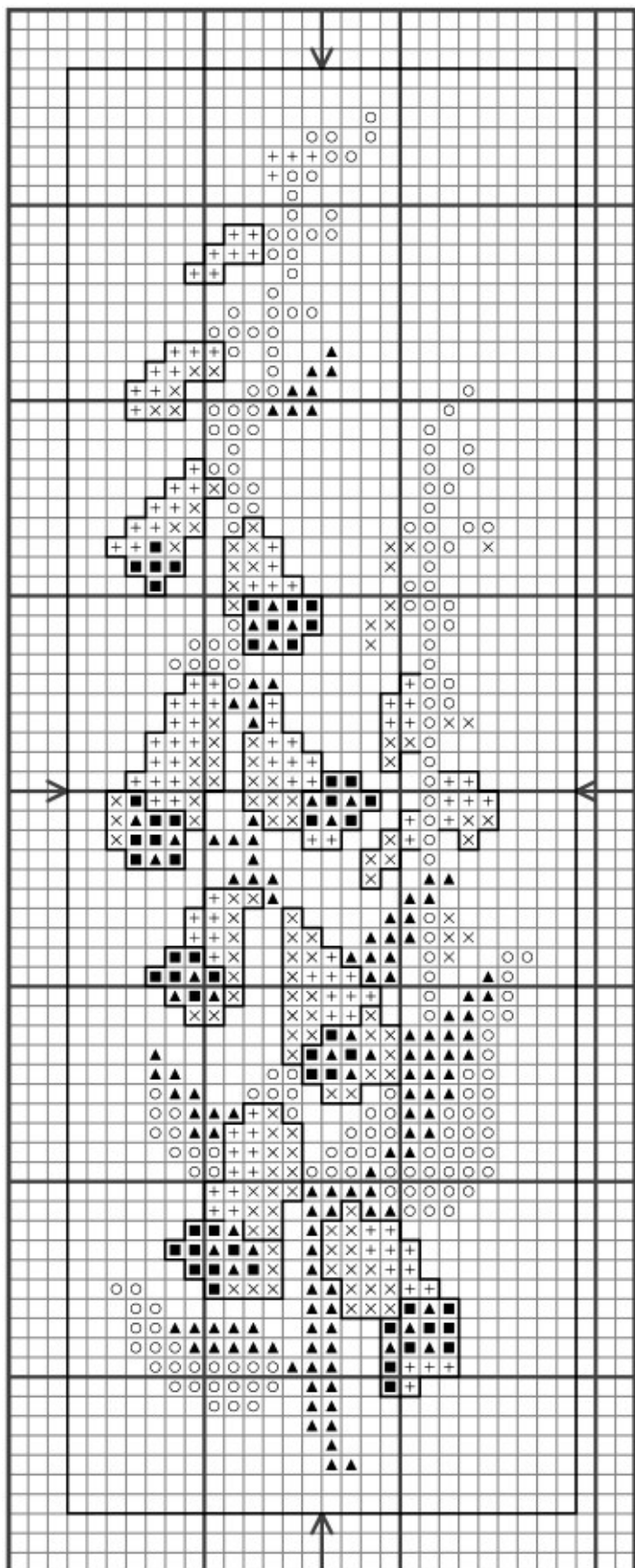


## Foxglove Bookmark






Stitch count: 26 wide x 74 high

Design size on 14 count Aida: 4.7 x 14.5 cm



### Colour Key

#### Anchor

	38	Damask rose
	48	Pastel pink
	65	V. dark fuchsia
	254	Lettuce green
	268	Deep moss green

### Instructions

**Working the design:** Begin by working the backstitch edging around the entire design, using 2 strands of deep pink #65. This will give you a border to work within and help place the foxgloves centrally.

Do not fringe the edges until you have finished all stitching.

Cross-stitch using 2 strands and backstitch using 1 strand. Finish all cross stitching first, then outline the bells of the flowers in dark green #268 as marked. The rest of the flowers outline with deep pink #65.